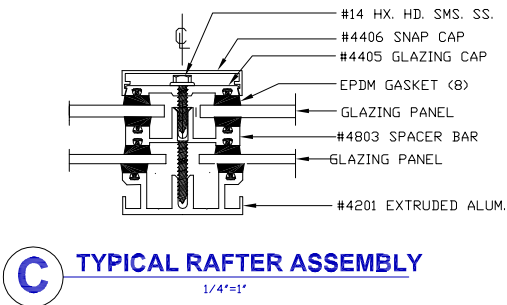
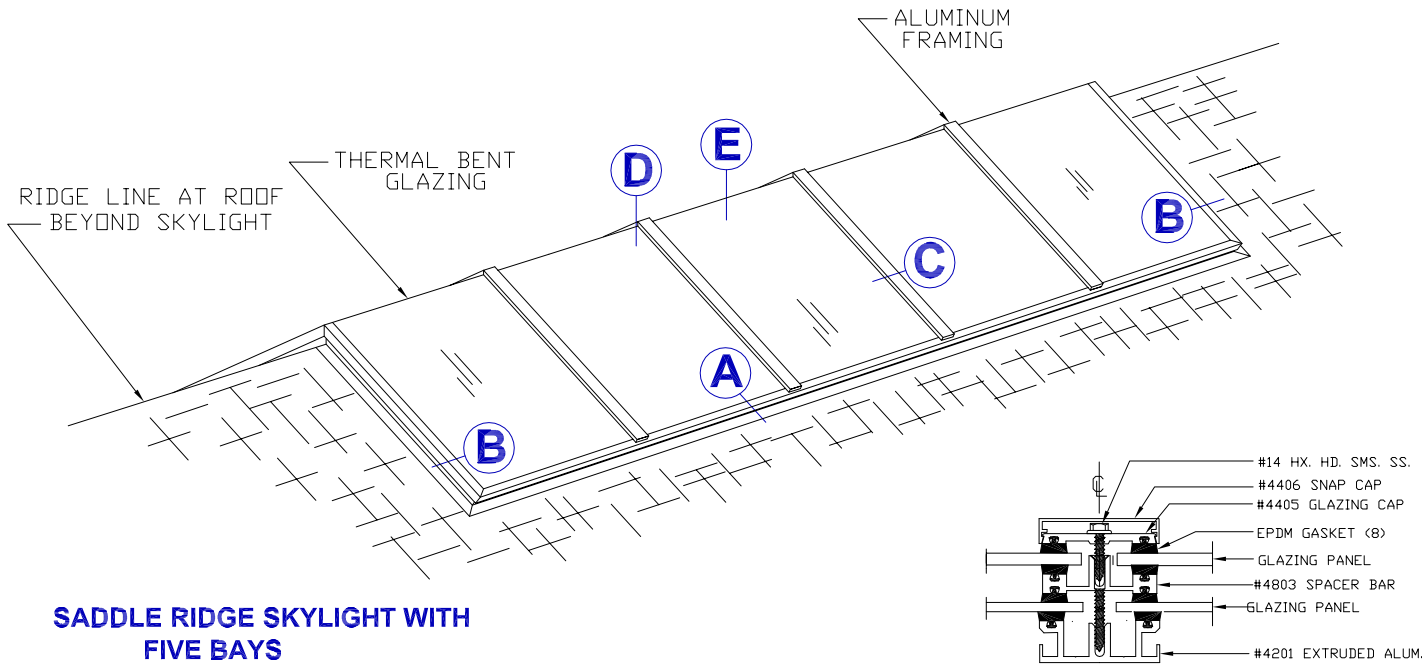


MODEL RL-D RIDGE LITE SKYLIGHTS WITH THERMAL BENT ACRYLIC OR POLYCARBONATE AT RIDGE

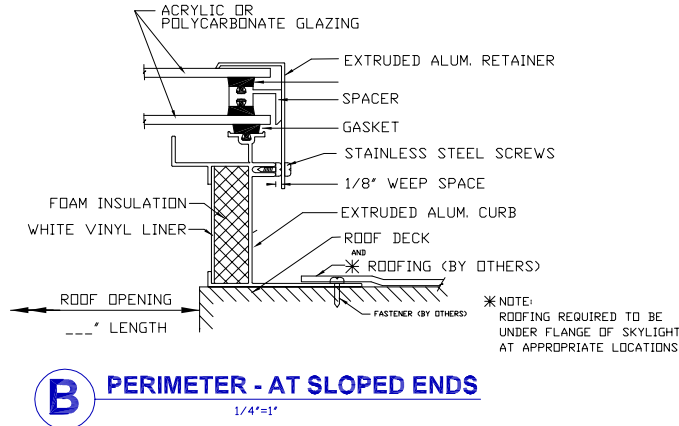
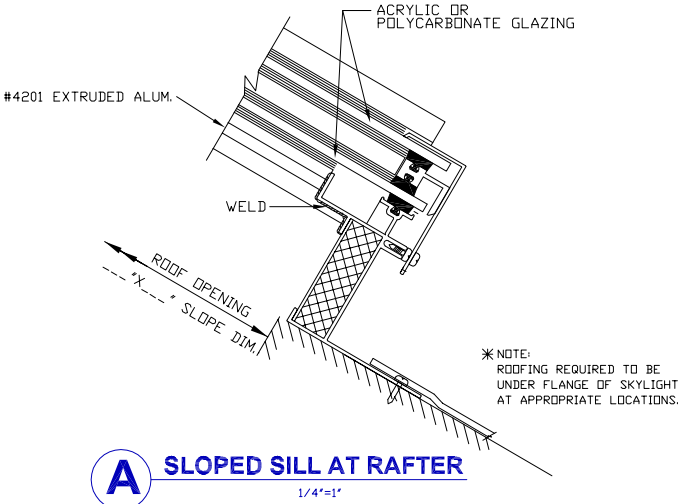
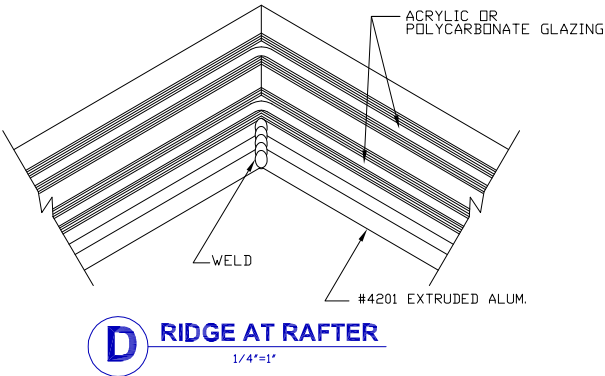
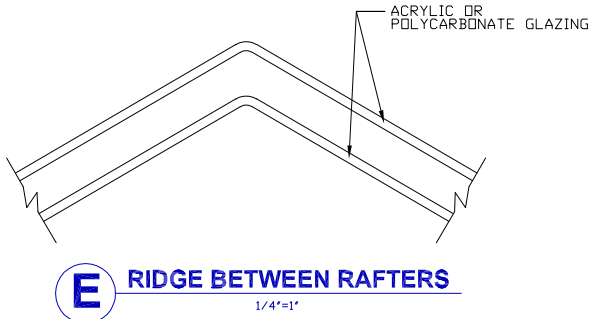
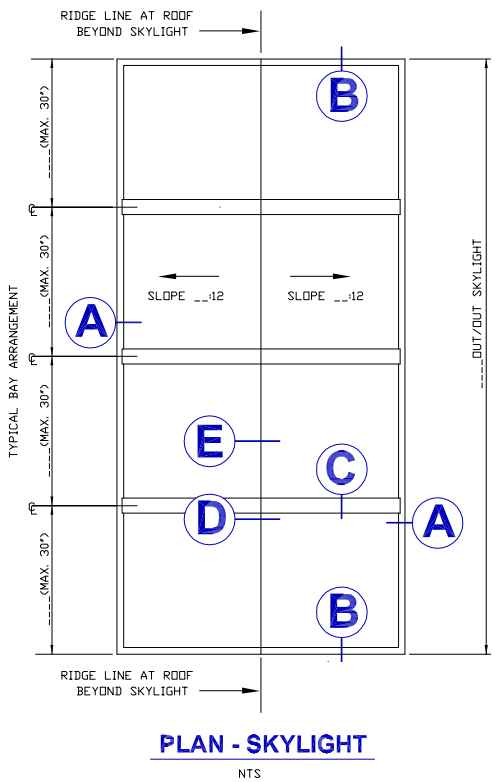
EXARC DESIGN, FACTORY ASSEMBLED, ALUMINUM FRAME, SELF CURBING SADDLE RIDGE SKYLIGHT TO MOUNT OVER ROOF OPENING AT RIDGE OF SLOPED SHINGLED ROOF. CAN ACCOMMODATE PITCHES FROM 3:12 TO 12:12. SKYLIGHT GLAZING IS ACRYLIC OR POLYCARBONATE PANELS THERMAL BENT AT RIDGE WHICH ELIMINATES HORIZONTAL FRAMING AT RIDGE.



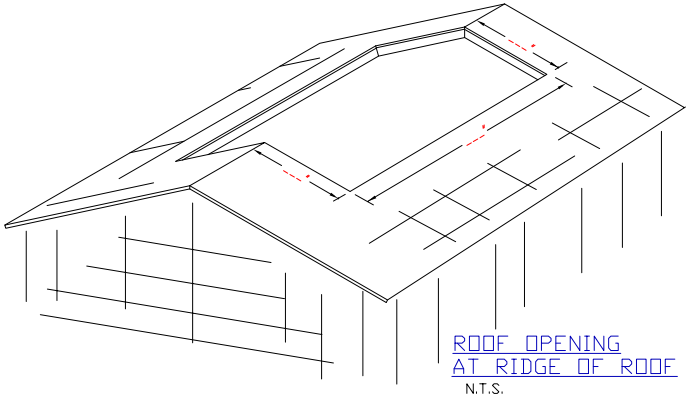
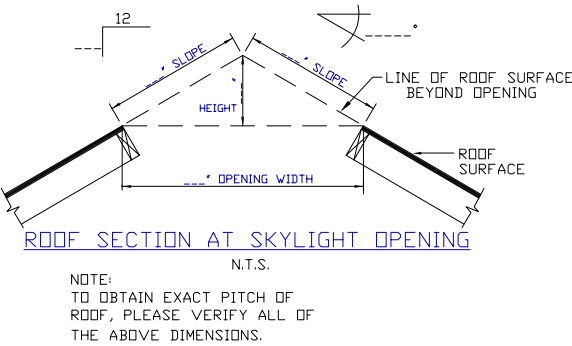
SPECIFICATIONS: MODEL RLD RIDGE LITE SKYLIGHTS

MODEL: RLD SADDLE RIDGE	EXARC DESIGN, FACTORY ASSEMBLED, ALUMINUM FRAME, SELF CURBING SADDLE RIDGE SKYLIGHT TO MOUNT OVER ROOF OPENING AT RIDGE OF ROOF. CAN ACCOMMODATE PITCHES FROM 3:12 TO 12:12. SKYLIGHT HAS THERMAL BENT ACRYLIC OR POLYCARBONATE PANELS AT RIDGE WHICH ELIMINATES HORIZONTAL FRAMING AT RIDGE. MAXIMUM SLOPE LENGTH PER SIDE 3'-6". LENGTH UNLIMITED. BAY WIDTH TO BE DETERMINED PER PROJECT. SHIPS IN ASSEMBLED MODULES +/- 17'-6" LONG WITH PROVISION FOR THERMAL MOVEMENT AT MODULE JOINTS.
GLAZING:	DOUBLE OR SINGLE GLAZING WITH ACRYLIC OR POLYCARBONATE PANELS THERMAL BENT AT RIDGE. COLOR OPTIONS: CLEAR/ CLEAR, CLEAR/ WHITE, BRONZE/ CLEAR
FINISH:	MILL FINISH (STANDARD), POWDER COATED BRONZE PAINT, STANDARD COLOR KYNAR
ALUMINUM:	EXTRUDED 6063-T5,
FASTENERS:	STAINLESS STEEL AT SKYLIGHT. ALL FASTENERS NATURAL FINISH. MOUNTING FASTENERS BY OTHERS
GASKET:	EPDM (BLACK)
SHIPPING:	FACTORY ASSEMBLED MODULES, READY TO MOUNT OVER ROOF OPENING BY OTHERS.
INSTALLATION:	BY EXARC OR BY OTHERS

RIDGE LITE SKYLIGHT - STANDARD SECTIONS 1/4" = 1"



FIELD DIMENSIONS REQUIRED FOR FABRICATION



RIDGE LITE SKYLIGHTS CAN ALSO BE MADE AS CURB MOUNT UNITS TO MOUNT ONTO SLOPED FLASHED CURBS BY OTHERS AROUND THE PERIMETER OF THE ROOF OPENING. ONLY FOR PITCHES 7:12 AND LOWER. ALSO FOR FLAT LEVEL FLASHED CURBS WITH VERTICAL ENDS OR TO BUTT WALLS. FOR PITCHES 12:12 AND LOWER.